

Electoral Attitude Research: reasons to vote (2006)

Extract from "Electoral Attitude Research: Residents of Latvia Survey, July 2006"

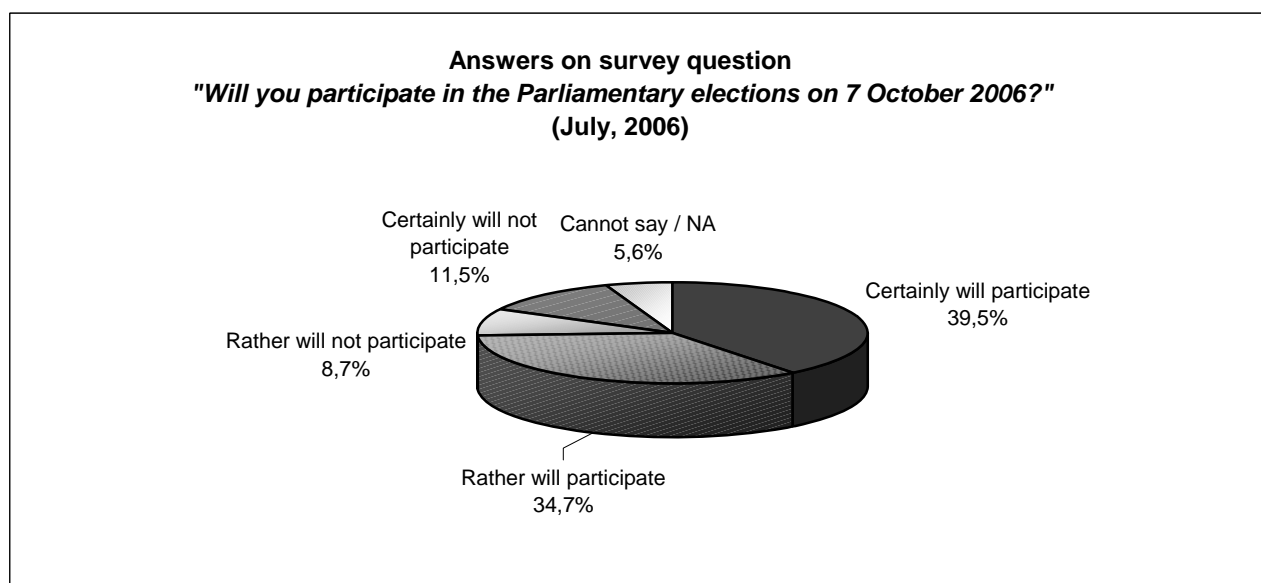
Technical Information of the Survey

RESEARCH PERFORMER	Research Centre SKDS
GENERAL POPULATION	Permanent inhabitants of Latvia 18 to 74 years old
PLANNED SAMPLE SIZE	1 000 respondents (representative sample to the general population)
REACHED SAMPLE SIZE	1 015 respondents
SAMPLING METHOD	Stratified random sampling
STRATIFICATION CRITERIA	Ethnicity, administrative - territorial division of Latvia
RESEARCH METHOD	Face-to-face interviews at the places of residence of respondents.
GEOGRAPHIC OVERLAY	All regions of Latvia (112 sample points)
PERIOD OF SURVEY	08 – 17 July 2006

Willingness to participate in the 9th Saeima (Parliament) Elections: Reasons

Respondents, the citizens of the Republic of Latvia, were asked to indicate whether they would participate in the Parliamentary elections, and to characterize the reasons of their participation or non-participation in the elections.

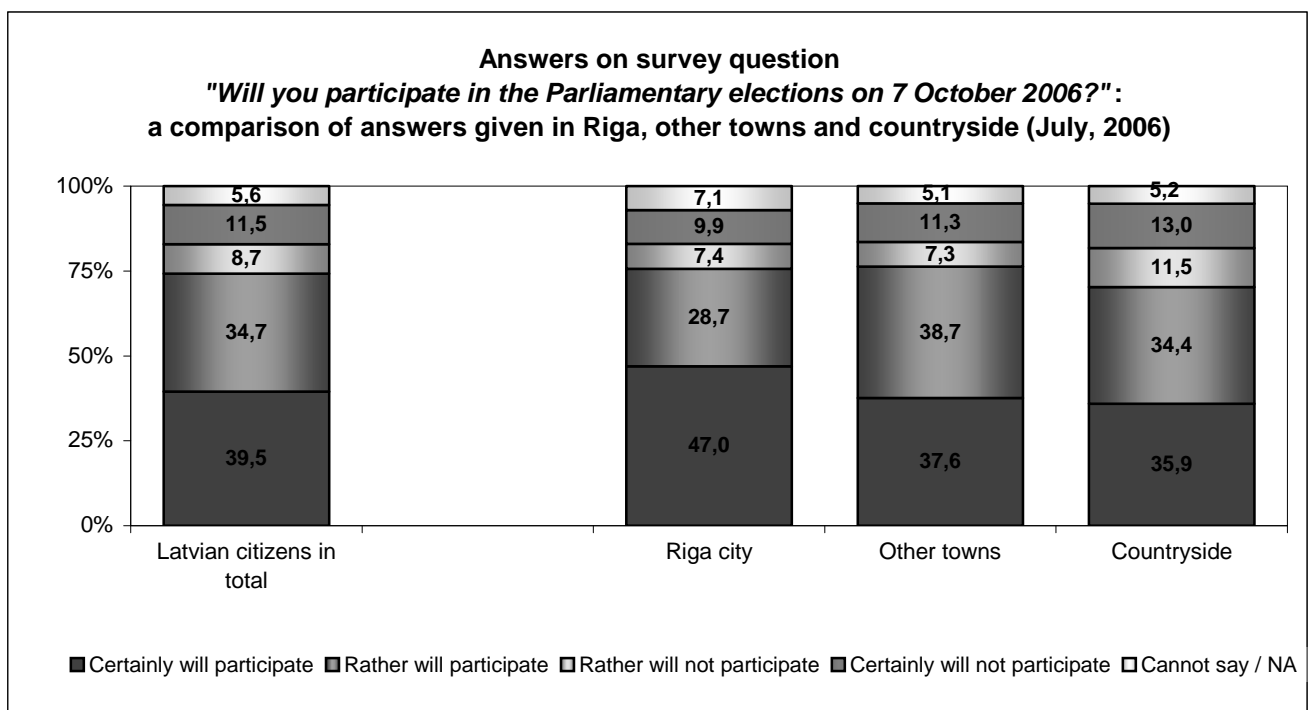
Data about answers on the survey question "*Will you participate in Parliamentary elections on 7 October 2006?*" are summarized in the chart below.



According to the research 40% of the Latvian citizens said they would “*certainly participate*” in the Parliamentary elections, as well 35% indicated the answer “*rather will participate*”. One fifth of the respondents mentioned they would not participate in the elections, int. al. 9% indicated the answer “*rather will not participate*” and 12% - “*certainly will not participate*”.

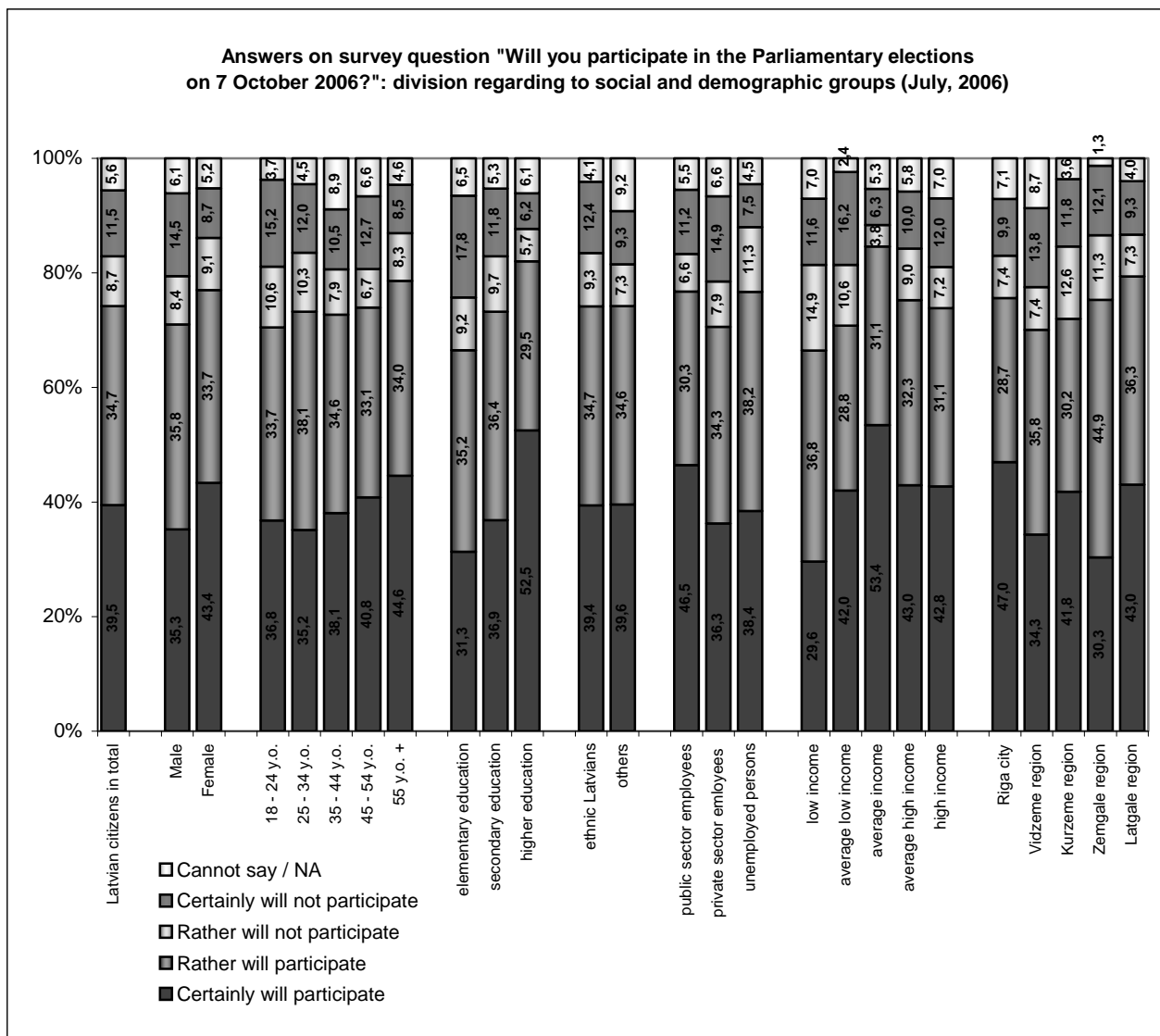
Data about respondents’ readiness to participate in the elections in Riga city, other towns and countryside are compared in the next chart.

Answers on the survey question “*Will you participate in the Parliamentary elections on 7 October 2006?*”: a comparison of the answers given in Riga, other towns and countryside (July 2006).



A comparison of the survey results depending on the places of residence of respondents makes it possible to establish that residents of Riga city more often said they would “*certainly participate*” the Parliamentary elections (47%) than Latvian citizens in other towns (38%) and countryside (36,5).

The research results regarding to another social and demographic parameters of respondents are summarized in the chart below.

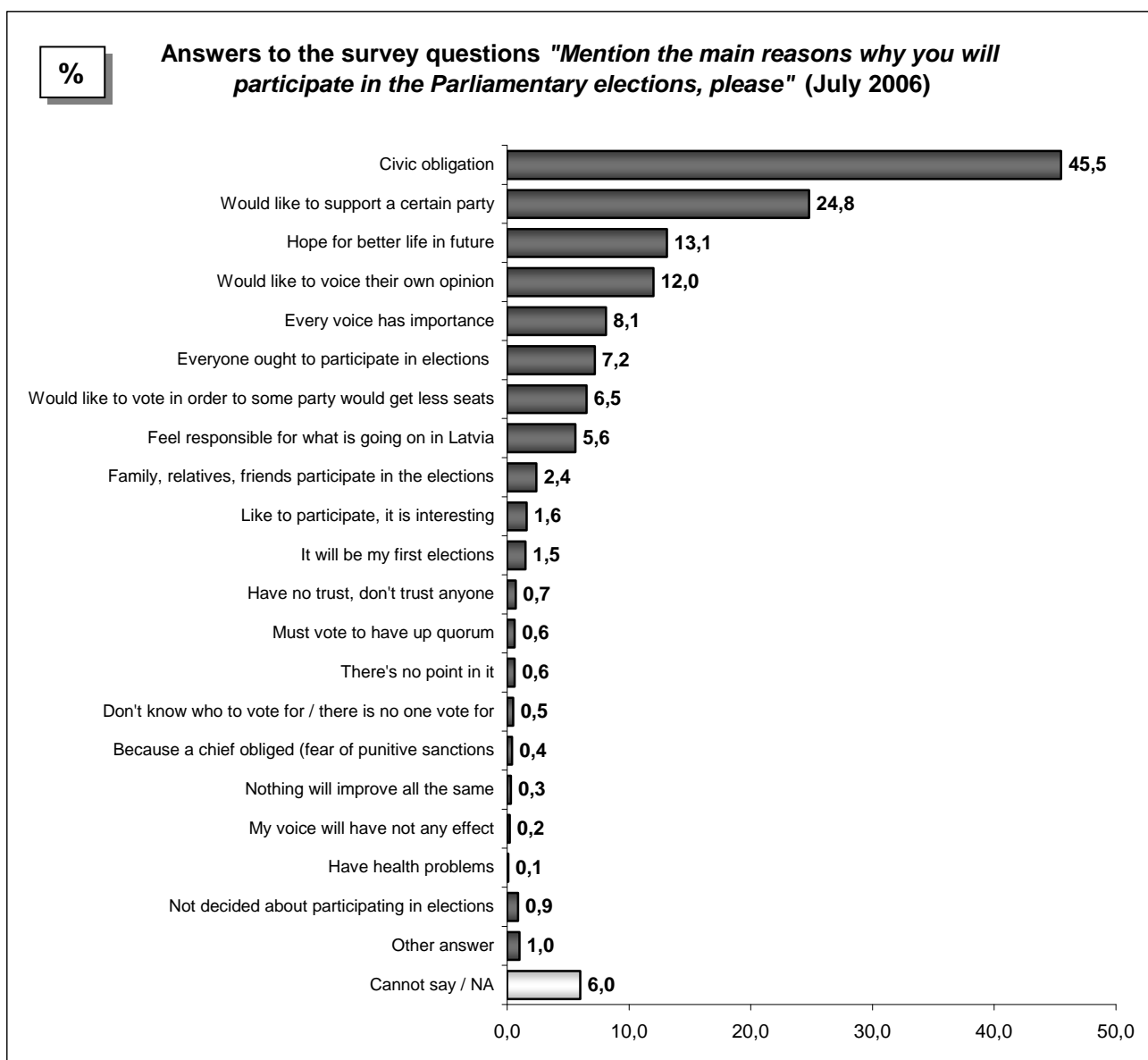


The social and demographic groups of the survey participants that are more often answered that they would "certainly participate" in the Parliamentary elections are the following: 55 years old and older respondents, female, respondents with higher education, public sectors employees, financially better provided survey participants (with average, average high and high income), as well the surveyed residents in Riga city and Latgale region.

At the same time, groups of the survey participants that are more often answered that they would "certainly not participate" in the Parliamentary elections are the following: male, 18 – 24 years old respondents, survey participants with elementary education, private sectors employees, as well respondents with low income.

Respondents were asked to answer the question “Mention the main reasons why you will / will not participate in the Parliamentary elections, please”. It was so called open question when no answers variants were offered to respondents, but respondents defined their answers themselves. The answers are summarized into larger groups.

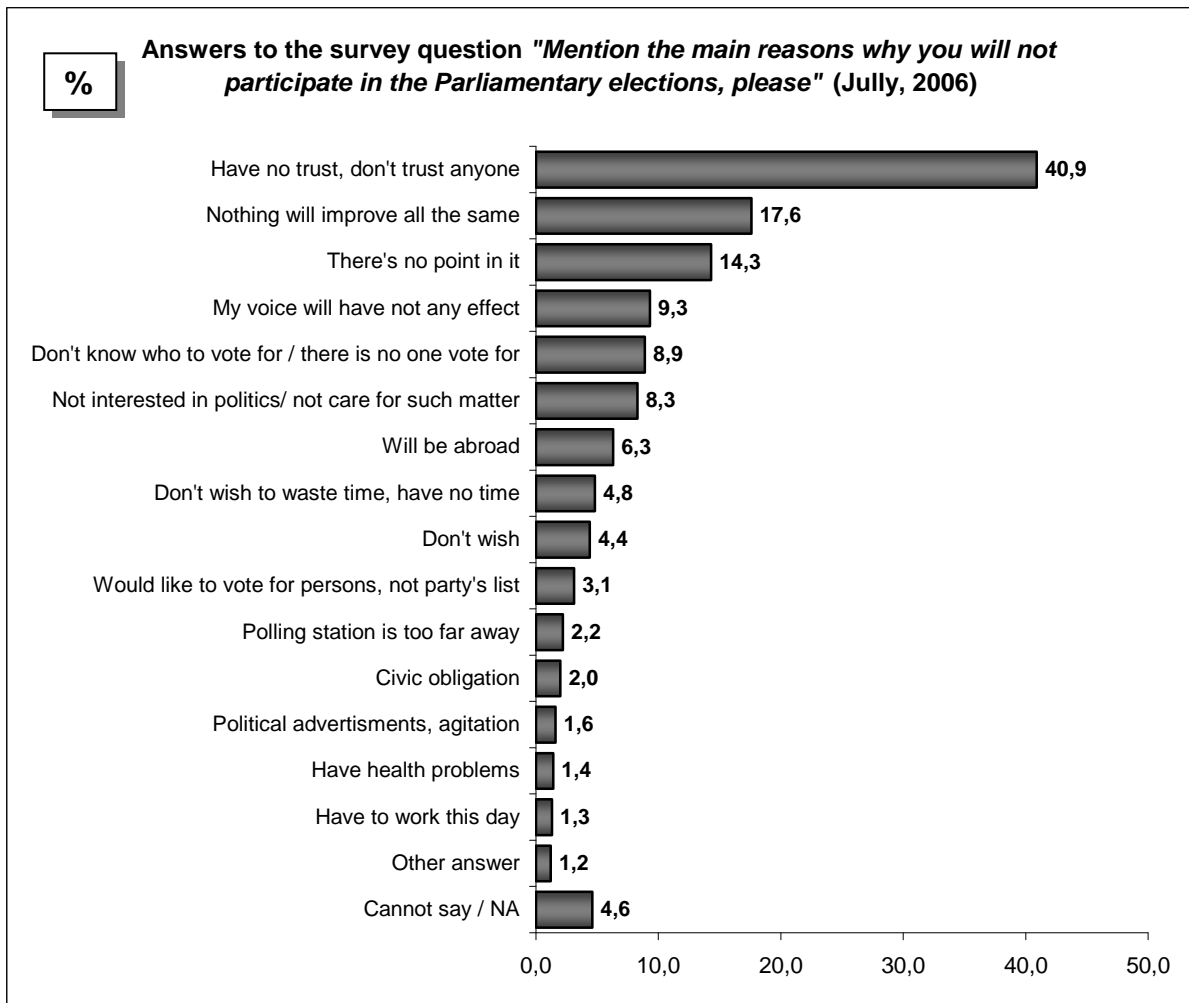
Answers of the Latvian citizens, which were **planning to participate** (answers “*certainly will participate*” and “*rather will participate*”) in the Parliamentary elections, are summarized in the following chart.



* Since every respondent could indicate various answers, the total sum of answers exceeds 100%

The research results show that Latvian citizens grounded their intention to participate in the elections mainly on the opinion that it was a civic obligation for every citizen (46%). About ¼ of those having the right to vote said they would participate in order to support a certain party (25%), furthermore 7% of them pointed out they would like to participate in order to some party would get less seats in the Parliament.

Answers of the Latvian citizens, which were **not planning to participate** in the Parliamentary elections, are summarized in the chart below.



* Since every respondent could indicate various answers, the total sum of answers exceeds 100%

The survey results show the main reason for not participating in the elections was disappointment with politics: survey participants answered that they have no trust, don't trust anyone (41%), nothing would improve all the same (18%), there's not point in participating (14%), thought their voice would have not any effect (9%), as well their didn't know who to vote for or there was no one vote for (9%).